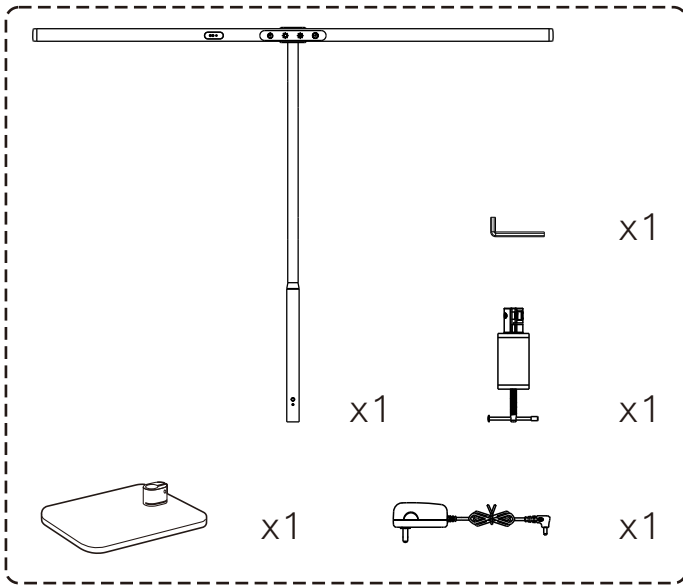



Instruction Manual



Turn on/off Gesture Recognition

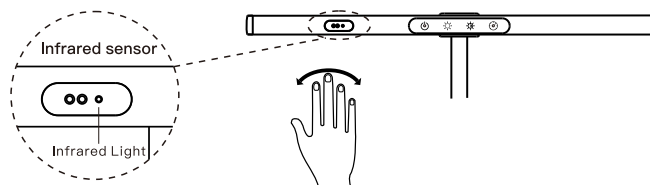
In default state, this function is available.



Turn off the function With the desk lamp off, press for 3s to turn off the function, (the indicator light is off.)

Turn on the function With the desk lamp off: press for 3s to turn on the function, (the indicator light will stay on.)

Gesture Recognition



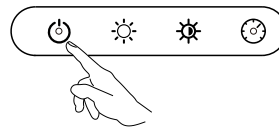
Built-in infrared sensor, wave hand within 10cm / 4in the desk lamp can be turned on or off.

Characteristics

LED	lifetime	6000-50 000 h
	CCT	3000K±10% - 5500K±10%
		1100 lumen ± 5%
Power supply	Input AC	100V-240V 50/60 Hz
	Output DC	24V = 1.25A
Max		24W



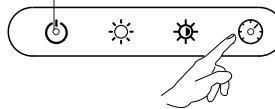
ON/OFF



Short Click: Turn ON/OFF the lamp
Long Click: Night light mode

How to turn ON/OFF the power indicator

Power Indicator

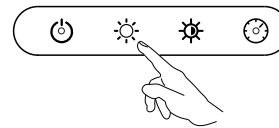


After turn off the desk lamp:

Press and Hold "☉" + "☼" to turn off the power indicator


Press and Hold "☉" + "☼" again to turn on the power indicator.

Adjust Brightness



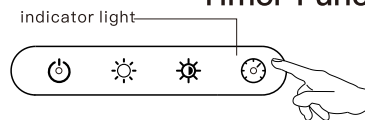
Short Click: 5 levels of brightness adjustment
Press and Hold: Steplessly Adjust

Adjust Color Temperature



Short Click: 5 color temperatures adjustment
Press and Hold: Steplessly Adjust

Timer Function



1. Press and Hold 1st: activates 60 mins OFF function
(The indicator light flashes quickly.)

2. Press and Hold 2nd: Close the function.
(The indicator light does not flash.)



Warnings

- * Place the lamp on a flat and horizontal surface
- * Do not place the lamp in a hot or humid environment
- * Do not look directly into the light beam
- * Do not attempt to open, repair or replace any part of the lamp. This includes all components, power supply and electric cable
- * Do not cover the lamp with flammable material
- * Do not spray any liquid on the lamp